

香港交易及結算所有限公司及香港聯合交易所有限公司對本公告的內容概不負責，對其準確性或完整性亦不發表任何聲明，並明確表示，概不對因本公告全部或任何部分內容而產生或因依賴該等內容而引致的任何損失承擔任何責任。



福萊特玻璃集團股份有限公司

Flat Glass Group Co., Ltd.

(於中華人民共和國註冊成立的股份有限公司)

(股份代號：6865)


海外監管公告

本公告乃由福萊特玻璃集團股份有限公司(「本公司」)根據香港聯合交易所有限公司證券上市規則第1.10條作出。


福華特玻璃集团股份有限公司

全年度业绩摘要


业绩摘要




业绩摘要




业绩摘要




业绩摘要




业绩摘要




业绩摘要



业绩摘要



业绩摘要



10

10

10

--	--	--

(21) 00009

A

2021 1 6 17:00

31600703003370298

18

2,499,999,996.79

2021 1 7

2021 1 11

(21) 00008

2021 1 7

A

84,545,147

29.57

2,499,999,996.79

() 16,918,053.10

2,483,081,943.69

21,136,286.75

2,461,945,656.94

16,918,053.10

16,509,433.94

200,000.00

188,679.26

19,939.90

2021 1 18

1 A

2 0.25

3 84,545,147

4

5 29.57 /

2020

12 29

20 = 20 ÷

20 27.83 /

29.57 /

6

1

2020 11 2

287

26

2020 12 28

313

20

20

34

30

15

196

18

2

2020 12 31 9:00-12:00

| 15 |

- - “ ”

| 30.12 |

| 80,000,000 |

11)	(3,381,805	99,999,973.85	6
12			3,043,625	89,999,991.25	6
13	-	-	5,410,889		

91370112MA3U7G7U12

2020-10-21

%

()

200

45

9131000071785197XF

2004-08-12

&

678 5

91310109MA1G5UX292

2020-08-24

()

1 21

91440300717869125N

2003-06-12

66 4

91110000781703453H

2005-11-02

91310115789549569U

2006-06-09

,

()

E 361

91110105MA003FG81Q

2016-01-27

" 1

2

3

4

5

"

Goldman Sachs & Co. LLC

QF2003NAS005

Tanweer Kabir

%

8 3 11 1101 030

91110101330379105E

2015-03-06

" 1

2

3

4

5

"

&

789 11 2 210-2

91310000MA1FL5WY2Y

2018-09-27

968 1617

91310000MA1FL54N4L

2018-02-12

()

888

898

91310000MA1FL768XD

2020-04-01

()

1		C4
2	UBS AG	A
3	“ 1 ”	A
4		A
5		A
6	()	A
7	GOLDMAN SACHS & CO. LLC	A

8

“ ”

021-61418888

021-63350003

10

10

2020 9 30

1		456,247,913	23.34
2		439,358,400	22.48
3		350,532,000	17.93
4		324,081,600	16.58
5		52,002,000	2.66
6		34,668,000	1.77
7		34,668,000	1.77
8		17,334,000	0.89
9		15,408,000	0.79
10		12,840,000	0.66
		& & , &	
		,	

1

2

2020 9 30

H

3

2016 9 439,358,400 A
324,081,600 A 350,532,000
A 4,800,000 A H
419,000 H 360,000
A H A H 439,777,400 22.50%
A H 350,892,000 17.95%

10

2021 1 18

10

1		483,620,690	22.67%
2		439,358,400	20.59%
3		350,532,000	16.43%
4		324,081,600	15.19%
5		52,002,000	2.44%
6		34,668,000	1.62%
7		34,668,000	1.62%
8		17,334,000	0.81%
9		15,408,000	0.72%

10 GOLDMAN,
SACHS & CO.LLC

	1,163,620,000	56.79%	84,545,147	1,248,165,147	58.50%
	885,475,718	43.21%	-	885,475,718	41,50%
	2,049,095,718	100.00%	84,545,147	% &&	

12 3 2021 1 15 " " " " 2020

%

发行人律师声明

本所及本所律师为江苏特动教育集团股份有限公司非公开发行股票发行

WU

WU

WU

WU

WU

WU

WU

WU

WU

WU

WU

WU

WU

“

”

(此页无正文) 为烟台莱斯特玻璃集团股份有限公司非公开发行股票发行情况报告书



1

A

2

3

A

4

21

00009

A

21 00008

5

6

[2020]2648

7

1999

0573-82793013

0573-82793015